

VAS Data for July and August

Start: 01/07/2025 16:00
End: 31/08/2025 00:00
Refresh


Location: Newmarket Road

Comments: July and August 2025

Place: Urban 30 mph

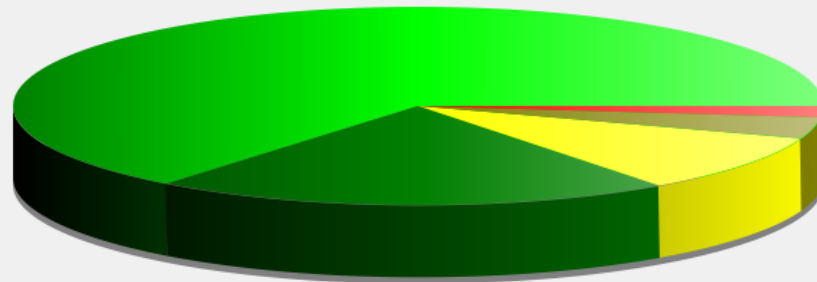
Vehicles distribution among velocity range

Incoming vehicles



<= 30 Mph	: 29,591 - (78.41 %)
31 - 35 Mph	: 4,307 - (11.41 %)
36 - 40 Mph	: 2,231 - (5.91 %)
41 - 45 Mph	: 1,019 - (2.70 %)
46 - 65 Mph (and more)	: 592 - (1.57 %)

Outgoing vehicles



<= 30 Mph	: 30,354 - (64.35 %)
31 - 35 Mph	: 9,807 - (20.79 %)
36 - 40 Mph	: 4,495 - (9.53 %)
41 - 45 Mph	: 1,638 - (3.47 %)
46 - 65 Mph (and more)	: 874 - (1.85 %)

Start:
01/07/2025 13:00

End:
31/08/2025 00:00

Refresh

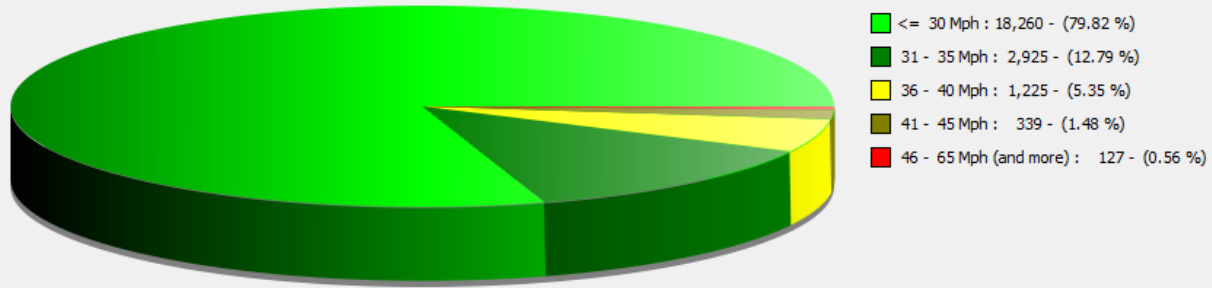
Location:
Dalham Road

Comments:
July and August 2025

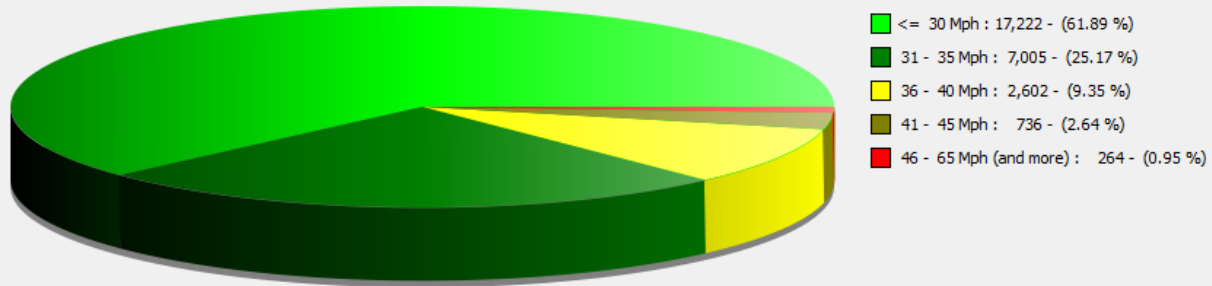
Place:
Urban 30 mph

Vehicles distribution among velocity range

Incoming vehicles



Outgoing vehicles



Criterion

Start:

End:

Location:


Comments:

Place:

- Averages
- Maximum
- Number of vehicles
- Distribution
- Percentile
- Data
- Campaigns

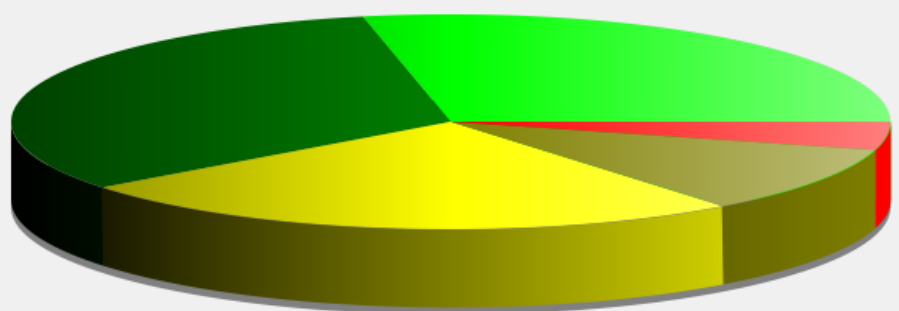
Vehicles distribution among velocity range

Incoming vehicles



- <= 30 Mph : 39,916 - (80.93 %)
- 31 - 35 Mph : 6,038 - (12.24 %)
- 36 - 40 Mph : 2,333 - (4.73 %)
- 41 - 45 Mph : 794 - (1.61 %)
- 46 - 65 Mph (and more) : 241 - (0.49 %)

Outgoing vehicles



- <= 30 Mph : 18,197 - (28.20 %)
- 31 - 35 Mph : 20,829 - (32.28 %)
- 36 - 40 Mph : 16,227 - (25.15 %)
- 41 - 45 Mph : 6,537 - (10.13 %)
- 46 - 65 Mph (and more) : 2,739 - (4.24 %)

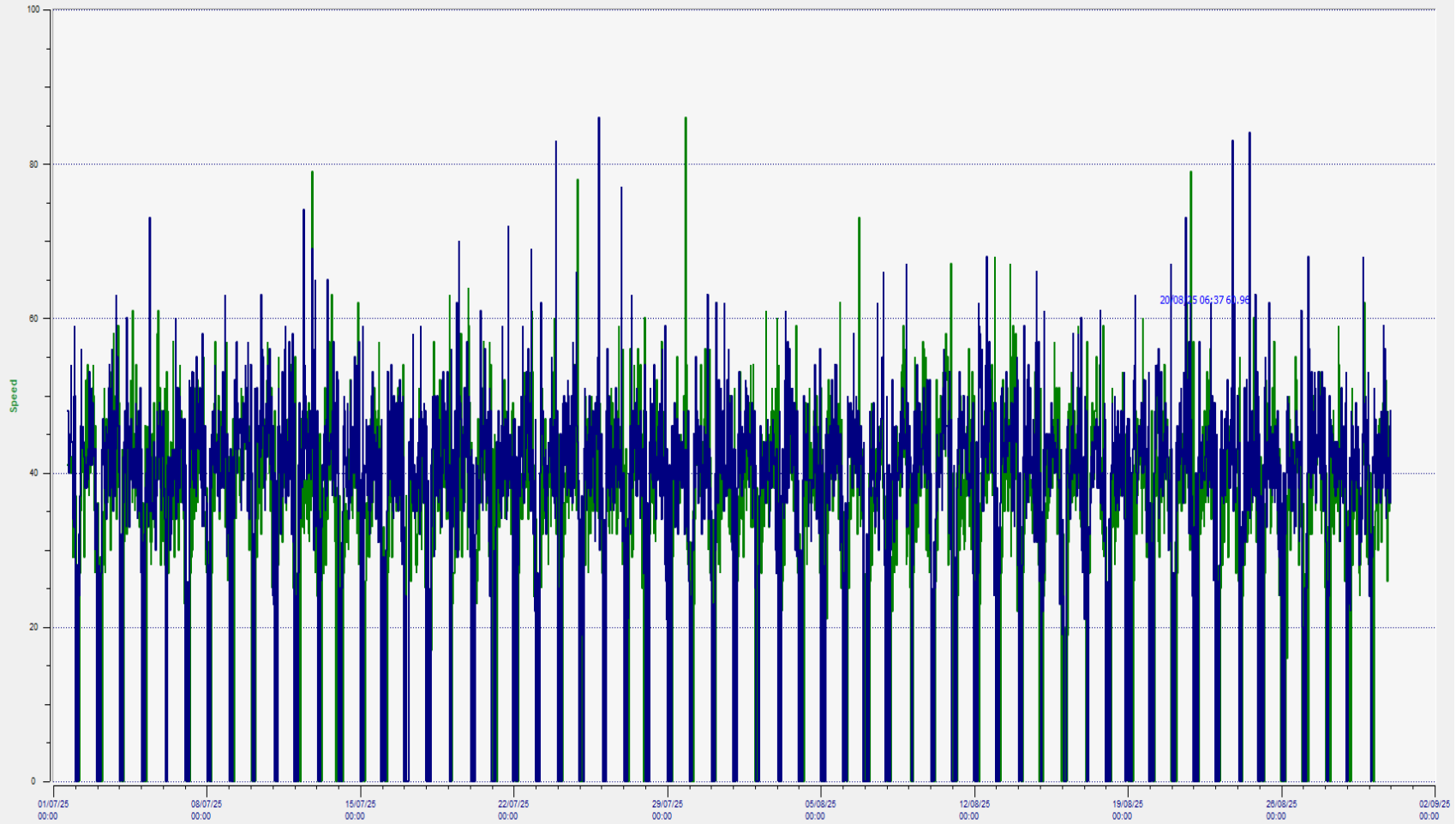
Start: 01/07/2025 16:00
End: 31/08/2025 00:00
Refresh

Location: Newmarket Road

Comments: July and August 2025

Place: Urban 30 mph

Maximum speeds



Data

— Incoming direction (86.00 Mph) — Outgoing direction (86.00 Mph)

Criterion

Start:
01/07/2025 13:00

End:
31/08/2025 00:00

Refresh

Location:
Dalham Road

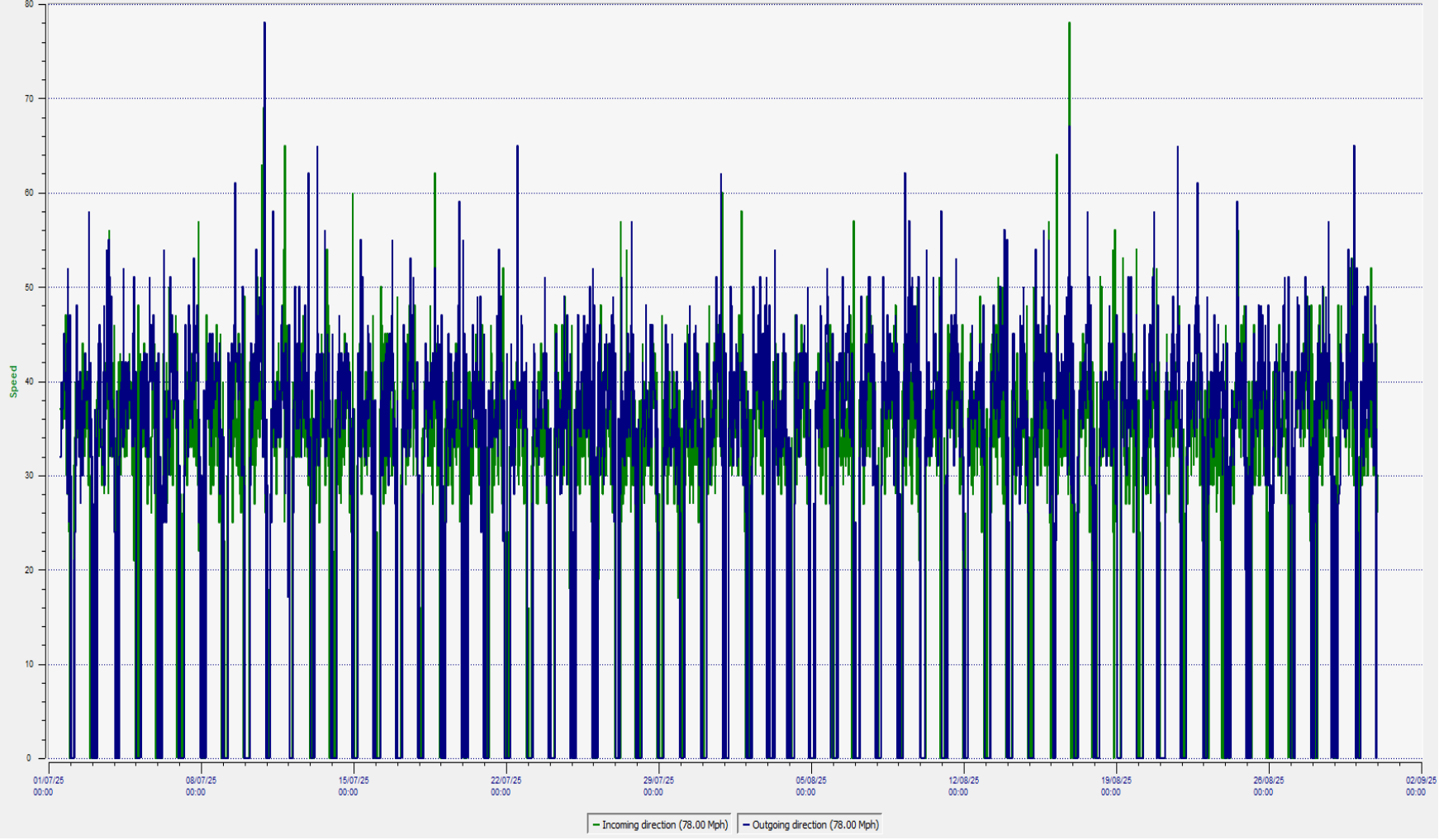
Comments:
July and August 2025

Place:
Urban 30 mph

Data

- Averages
- Maximum
- Number of vehicles
- Distribution
- Percentile
- Data
- Campaigns

Maximum speeds



Criterion

- Averages
- Maximum
- Number of vehicles
- Distribution
- Percentile
- Data
- Campaigns

Start:

01/07/2025 10:00

End:

31/08/2025 00:00

Refresh

Location:

Kennett Road

Comments:

July and August 2025

Place:

Urban 30 mph

Data

Maximum speeds

